

# FORM NO. MGT-7

[Pursuant to sub-Section(1) of section 92 of the Companies Act, 2013 and sub-rule (1) of rule 11of the Companies (Management and Administration) Rules, 2014]



सत्यमेव जयते

# Annual Return (other than OPCs and Small Companies)

Form language  English  Hindi

Refer the instruction kit for filing the form.

## I. REGISTRATION AND OTHER DETAILS

(i) \* Corporate Identification Number (CIN) of the company

U74900DL2012PTC229974

Pre-fill

Global Location Number (GLN) of the company

\* Permanent Account Number (PAN) of the company

AAHCM6996K

(ii) (a) Name of the company

LIVGREEN CLEANTECH PRIVAT

(b) Registered office address

WZ 106/101 RAJOURI GARDEN EXT NA  
Delhi  
West Delhi  
Delhi  
110027

(c) \*e-mail ID of the company

legal@sar-group.com

(d) \*Telephone number with STD code

01244987400

(e) Website

www.livgreenbioenergy.com

(iii) Date of Incorporation

14/01/2012

| Type of the Company | Category of the Company   | Sub-category of the Company   |
|---------------------|---------------------------|-------------------------------|
| Private Company     | Company limited by shares | Indian Non-Government company |

(v) Whether company is having share capital

Yes

No

(vi) \*Whether shares listed on recognized Stock Exchange(s)

Yes

No

(vii) \*Financial year From date  (DD/MM/YYYY) To date  (DD/MM/YYYY)

(viii) \*Whether Annual general meeting (AGM) held  Yes  No

(a) If yes, date of AGM

(b) Due date of AGM

(c) Whether any extension for AGM granted  Yes  No

## II. PRINCIPAL BUSINESS ACTIVITIES OF THE COMPANY

\*Number of business activities

| S.No | Main Activity group code | Description of Main Activity group | Business Activity Code | Description of Business Activity   | % of turnover of the company |
|------|--------------------------|------------------------------------|------------------------|--|------------------------------|
| 1    | C                        | Manufacturing                      | C13                    | Other manufacturing including jewellery, musical instruments, medical instruments, | 100                          |

## III. PARTICULARS OF HOLDING, SUBSIDIARY AND ASSOCIATE COMPANIES (INCLUDING JOINT VENTURES)

\*No. of Companies for which information is to be given

| S.No | Name of the company | CIN / FCRN | Holding/ Subsidiary/Associate/ Joint Venture | % of shares held |
|------|---------------------|------------|--|------------------|
| 1    |                     |            |  |                  |

## IV. SHARE CAPITAL, DEBENTURES AND OTHER SECURITIES OF THE COMPANY

### (i) \*SHARE CAPITAL

#### (a) Equity share capital

| Particulars                               | Authorised capital | Issued capital | Subscribed capital | Paid up capital |
|---|--------------------|----------------|--------------------|-----------------|
| Total number of equity shares             | 100,000            | 19,608         | 19,608             | 19,608          |
| Total amount of equity shares (in Rupees) | 1,000,000          | 196,080        | 196,080            | 196,080         |

Number of classes

| Class of Shares         | Authorised capital | Issued capital | Subscribed capital | Paid up capital |
|-------------------------|--------------------|----------------|--------------------|-----------------|
| <b>EQUITY SHARES</b>    |                    |                |                    |                 |
| Number of equity shares | 100,000            | 19,608         | 19,608             | 19,608          |

|   |           |         |         |         |
|---|-----------|---------|---------|---------|
| Nominal value per share (in rupees)       | 10        | 10      | 10      | 10      |
| Total amount of equity shares (in rupees) | 1,000,000 | 196,080 | 196,080 | 196,080 |

**(b) Preference share capital**

| Particulars                                   | Authorised capital | Issued capital | Subscribed capital | Paid-up capital |
|---|--------------------|----------------|--------------------|-----------------|
| Total number of preference shares             | 33,500,000         | 33,455,000     | 33,455,000         | 33,455,000      |
| Total amount of preference shares (in rupees) | 335,000,000        | 334,550,000    | 334,550,000        | 334,550,000     |

Number of classes

2

| Class of shares                                 | Authorised capital | Issued capital | Subscribed capital | Paid up capital |
|---|--------------------|----------------|--------------------|-----------------|
| <b>OPTIONALLY CONVERTIBLE PREFERENCE SHARES</b> |                    |                |                    |                 |
| Number of preference shares                     | 29,850,000         | 29,850,000     | 29,850,000         | 29,850,000      |
| Nominal value per share (in rupees)             | 10                 | 10             | 10                 | 10              |
| Total amount of preference shares (in rupees)   | 298,500,000        | 298,500,000    | 298,500,000        | 298,500,000     |
| Class of shares                                 | Authorised capital | Issued capital | Subscribed capital | Paid up capital |
| <b>REDEEMABLE PREFERENCE SHARES</b>             |                    |                |                    |                 |
| Number of preference shares                     | 3,650,000          | 3,605,000      | 3,605,000          | 3,605,000       |
| Nominal value per share (in rupees)             | 10                 | 10             | 10                 | 10              |
| Total amount of preference shares (in rupees)   | 36,500,000         | 36,050,000     | 36,050,000         | 36,050,000      |

**(c) Unclassified share capital**

| Particulars                         | Authorised Capital |
|-------------------------------------|--------------------|
| Total amount of unclassified shares | 0                  |

**(d) Break-up of paid-up share capital**

| Class of shares              | Number of shares |       |       | Total nominal amount | Total Paid-up amount | Total premium |
|------------------------------|------------------|-------|-------|----------------------|----------------------|---------------|
|                              | Physical         | DEMAT | Total |                      |                      |               |
| <b>Equity shares</b>         |                  |       |       |                      |                      |               |
| At the beginning of the year | 19,588           | 20    | 19608 | 196,080              | 196,080              |               |
| Increase during the year     | 0                | 0     | 0     | 0                    | 0                    | 0             |
| i. Public Issues             | 0                | 0     | 0     | 0                    | 0                    |               |
| ii. Rights issue             | 0                | 0     | 0     | 0                    | 0                    | 0             |
| iii. Bonus issue             | 0                | 0     | 0     | 0                    | 0                    | 0             |

|   |           |            |          |            |             |   |
|---|-----------|------------|----------|------------|-------------|---|
| iv. Private Placement/ Preferential allotment | 0         | 0          | 0        | 0          | 0           | 0 |
| v. ESOPs                                      | 0         | 0          | 0        | 0          | 0           | 0 |
| vi. Sweat equity shares allotted              | 0         | 0          | 0        | 0          | 0           | 0 |
| vii. Conversion of Preference share           | 0         | 0          | 0        | 0          | 0           | 0 |
| viii. Conversion of Debentures                | 0         | 0          | 0        | 0          | 0           | 0 |
| ix. GDRs/ADRs                                 | 0         | 0          | 0        | 0          | 0           | 0 |
| x. Others, specify                            |           |            |          | 0          | 0           |   |
| NA  |           |            |          |            |             |   |
| <b>Decrease during the year</b>               | 0         | 0          | 0        | 0          | 0           | 0 |
| i. Buy-back of shares                         | 0         | 0          | 0        | 0          | 0           | 0 |
| ii. Shares forfeited                          | 0         | 0          | 0        | 0          | 0           | 0 |
| iii. Reduction of share capital               | 0         | 0          | 0        | 0          | 0           | 0 |
| iv. Others, specify                           |           |            |          | 0          | 0           |   |
| NA  |           |            |          |            |             |   |
| <b>At the end of the year</b>                 | 19,588    | 20         | 19608    | 196,080    | 196,080     |   |
| <b>Preference shares</b>                      |           |            |          |            |             |   |
| <b>At the beginning of the year</b>           | 3,605,000 | 29,850,000 | 33455000 | 33,455,000 | 334,550,000 |   |
| <b>Increase during the year</b>               | 0         | 0          | 0        | 0          | 0           | 0 |
| i. Issues of shares                           | 0         | 0          | 0        | 0          | 0           |   |
| ii. Re-issue of forfeited shares              | 0         | 0          | 0        | 0          | 0           | 0 |
| iii. Others, specify                          |           |            |          | 0          | 0           |   |
| NA  |           |            |          |            |             |   |
| <b>Decrease during the year</b>               | 0         | 0          | 0        | 0          | 0           | 0 |
| i. Redemption of shares                       | 0         | 0          | 0        | 0          | 0           | 0 |
| ii. Shares forfeited                          | 0         | 0          | 0        | 0          | 0           | 0 |
| iii. Reduction of share capital               | 0         | 0          | 0        | 0          | 0           | 0 |
| iv. Others, specify                           |           |            |          | 0          | 0           |   |
| NA  |           |            |          |            |             |   |
| <b>At the end of the year</b>                 | 3,605,000 | 29,850,000 | 33455000 | 33,455,000 | 334,550,000 |   |

ISIN of the equity shares of the company

(ii) Details of stock split/consolidation during the year (for each class of shares)

| Class of shares              |                      | (i) | (ii) | (iii) |
|------------------------------|----------------------|-----|------|-------|
| Before split / Consolidation | Number of shares     |     |      |       |
|                              | Face value per share |     |      |       |
| After split / Consolidation  | Number of shares     |     |      |       |
|                              | Face value per share |     |      |       |

(iii) Details of shares/Debentures Transfers since closure date of last financial year (or in the case of the first return at any time since the incorporation of the company) \*

Nil

[Details being provided in a CD/Digital Media]

Yes  No  Not Applicable

Separate sheet attached for details of transfers

Yes  No

Note: In case list of transfer exceeds 10, option for submission as a separate sheet attachment or submission in a CD/Digital Media may be shown.

|  |                      |   |                      |
|--|----------------------|---|----------------------|
| Date of the previous annual general meeting        |                      | <input type="text"/>  |                      |
| Date of registration of transfer (Date Month Year) |                      | <input type="text"/>  |                      |
| Type of transfer                                   | <input type="text"/> | 1 - Equity, 2- Preference Shares, 3 - Debentures, 4 - Stock |                      |
| Number of Shares/ Debentures/ Units Transferred    | <input type="text"/> | Amount per Share/ Debenture/Unit (in Rs.)                   | <input type="text"/> |
| Ledger Folio of Transferor                         |                      | <input type="text"/>  |                      |
| Transferor's Name                                  | <input type="text"/> | <input type="text"/>  | <input type="text"/> |
|  | Surname              | middle name   | first name           |

|   |  |                      |  |  |  |                      |  |
|---|--|----------------------|--|--|--|----------------------|--|
| Ledger Folio of Transferee  |  |                      |  | <input type="text"/>                                       |  |                      |  |
| Transferee's Name   |  | <input type="text"/> |  | <input type="text"/>                                       |  | <input type="text"/> |  |
|   |  | Surname              |  | middle name  |  | first name           |  |
| Date of registration of transfer (Date Month Year) <input type="text"/> |  |                      |  |  |  |                      |  |
| Type of transfer  |  | <input type="text"/> |  | 1 - Equity, 2- Preference Shares,3 - Debentures, 4 - Stock |  |                      |  |
| Number of Shares/ Debentures/ Units Transferred                         |  | <input type="text"/> |  | Amount per Share/ Debenture/Unit (in Rs.)                  |  | <input type="text"/> |  |
| Ledger Folio of Transferor  |  |                      |  | <input type="text"/>                                       |  |                      |  |
| Transferor's Name   |  | <input type="text"/> |  | <input type="text"/>                                       |  | <input type="text"/> |  |
|   |  | Surname              |  | middle name  |  | first name           |  |
| Ledger Folio of Transferee  |  |                      |  | <input type="text"/>                                       |  |                      |  |
| Transferee's Name   |  | <input type="text"/> |  | <input type="text"/>                                       |  | <input type="text"/> |  |
|   |  | Surname              |  | middle name  |  | first name           |  |

**(iv) \*Debentures (Outstanding as at the end of financial year)**

| Particulars                   | Number of units | Nominal value per unit | Total value |
|-------------------------------|-----------------|------------------------|-------------|
| Non-convertible debentures    | 0               | 0                      | 0           |
| Partly convertible debentures | 0               | 0                      | 0           |
| Fully convertible debentures  | 0               | 0                      | 0           |
| <b>Total</b>                  |                 |                        | 0           |

Details of debentures

| Class of debentures           | Outstanding as at the beginning of the year | Increase during the year | Decrease during the year | Outstanding as at the end of the year |
|-------------------------------|---|--------------------------|--------------------------|---------------------------------------|
| Non-convertible debentures    | 0   | 0                        | 0                        | 0                                     |
| Partly convertible debentures | 0   | 0                        | 0                        | 0                                     |
| Fully convertible debentures  | 0   | 0                        | 0                        | 0                                     |

(v) Securities (other than shares and debentures)

0

| Type of Securities | Number of Securities | Nominal Value of each Unit | Total Nominal Value | Paid up Value of each Unit | Total Paid up Value |
|--------------------|----------------------|----------------------------|---------------------|----------------------------|---------------------|
|                    |                      |                            |                     |                            |                     |
|                    |                      |                            |                     |                            |                     |
| Total              |                      |                            |                     |                            |                     |

V. \*Turnover and net worth of the company (as defined in the Companies Act, 2013)

(i) Turnover

435,440,000

(ii) Net worth of the Company

79,489,000

VI. (a) \*SHARE HOLDING PATTERN - Promoters

| S. No. | Category                                | Equity           |            | Preference       |            |
|--------|---|------------------|------------|------------------|------------|
|        |   | Number of shares | Percentage | Number of shares | Percentage |
| 1.     | Individual/Hindu Undivided Family       |                  |            |                  |            |
|        | (i) Indian                              | 10               | 0.05       | 0                | 0          |
|        | (ii) Non-resident Indian (NRI)          | 10               | 0.05       | 0                | 0          |
|        | (iii) Foreign national (other than NRI) | 0                | 0          | 0                | 0          |
| 2.     | Government                              |                  |            |                  |            |
|        | (i) Central Government                  | 0                | 0          | 0                | 0          |
|        | (ii) State Government                   | 0                | 0          | 0                | 0          |
|        | (iii) Government companies              | 0                | 0          | 0                | 0          |
| 3.     | Insurance companies                     | 0                | 0          | 0                | 0          |
| 4.     | Banks                                   | 0                | 0          | 0                | 0          |
| 5.     | Financial institutions                  | 0                | 0          | 0                | 0          |

|     |   |        |      |   |   |
|-----|---|--------|------|---|---|
| 6.  | Foreign institutional investors         | 0      | 0    | 0 | 0 |
| 7.  | Mutual funds                            | 0      | 0    | 0 | 0 |
| 8.  | Venture capital                         | 0      | 0    | 0 | 0 |
| 9.  | Body corporate<br>(not mentioned above) | 9,608  | 49   | 0 | 0 |
| 10. | Others Trust                            | 9,980  | 50.9 | 0 | 0 |
|     | <b>Total</b>                            | 19,608 | 100  | 0 | 0 |

Total number of shareholders (promoters)

4

**(b) \*SHARE HOLDING PATTERN - Public/Other than promoters**

| S. No. | Category                                | Equity           |            | Preference       |            |
|--------|---|------------------|------------|------------------|------------|
|        |   | Number of shares | Percentage | Number of shares | Percentage |
| 1.     | Individual/Hindu Undivided Family       |                  |            |                  |            |
|        | (i) Indian                              | 0                | 0          | 0                | 0          |
|        | (ii) Non-resident Indian (NRI)          | 0                | 0          | 0                | 0          |
|        | (iii) Foreign national (other than NRI) | 0                | 0          | 0                | 0          |
| 2.     | Government                              |                  |            |                  |            |
|        | (i) Central Government                  | 0                | 0          | 0                | 0          |
|        | (ii) State Government                   | 0                | 0          | 0                | 0          |
|        | (iii) Government companies              | 0                | 0          | 0                | 0          |
| 3.     | Insurance companies                     | 0                | 0          | 0                | 0          |
| 4.     | Banks                                   | 0                | 0          | 0                | 0          |
| 5.     | Financial institutions                  | 0                | 0          | 0                | 0          |
| 6.     | Foreign institutional investors         | 0                | 0          | 0                | 0          |
| 7.     | Mutual funds                            | 0                | 0          | 0                | 0          |
| 8.     | Venture capital                         | 0                | 0          | 0                | 0          |
| 9.     | Body corporate<br>(not mentioned above) | 0                | 0          | 33,455,000       | 100        |
| 10.    | Others                                  | 0                | 0          | 0                | 0          |



|  |              |   |   |            |     |
|--|--------------|---|---|------------|-----|
|  | <b>Total</b> | 0 | 0 | 33,455,000 | 100 |
|--|--------------|---|---|------------|-----|

Total number of shareholders (other than promoters)

Total number of shareholders (Promoters+Public/  
Other than promoters)

**VII. \*NUMBER OF PROMOTERS, MEMBERS, DEBENTURE HOLDERS**  
(Details, Promoters, Members (other than promoters), Debenture holders)

| Details                           | At the beginning of the year | At the end of the year |
|-----------------------------------|------------------------------|------------------------|
| Promoters                         | 4                            | 4                      |
| Members<br>(other than promoters) | 2                            | 2                      |
| Debenture holders                 | 0                            | 0                      |

**VIII. DETAILS OF DIRECTORS AND KEY MANAGERIAL PERSONNEL**

**(A) \*Composition of Board of Directors**

| Category                                 | Number of directors at the beginning of the year |               | Number of directors at the end of the year |               | Percentage of shares held by directors as at the end of year |               |
|--|--|---------------|--|---------------|--|---------------|
|  | Executive  | Non-executive | Executive                                  | Non-executive | Executive  | Non-executive |
| <b>A. Promoter</b>                       | 1  | 0             | 1  | 0             | 0  | 0             |
| <b>B. Non-Promoter</b>                   | 2  | 1             | 2  | 1             | 0  | 0             |
| (i) Non-Independent                      | 2  | 1             | 2  | 1             | 0  | 0             |
| (ii) Independent                         | 0  | 0             | 0  | 0             | 0  | 0             |
| <b>C. Nominee Directors representing</b> | 0  | 0             | 0  | 0             | 0  | 0             |
| (i) Banks & FIs                          | 0  | 0             | 0  | 0             | 0  | 0             |
| (ii) Investing institutions              | 0  | 0             | 0  | 0             | 0  | 0             |
| (iii) Government                         | 0  | 0             | 0  | 0             | 0  | 0             |
| (iv) Small share holders                 | 0  | 0             | 0  | 0             | 0  | 0             |
| (v) Others                               | 0  | 0             | 0  | 0             | 0  | 0             |
| <b>Total</b>                             | 3  | 1             | 3  | 1             | 0  | 0             |

Number of Directors and Key managerial personnel (who is not director) as on the financial year end date

**(B) (i) \*Details of directors and Key managerial personnel as on the closure of financial year**

| Name              | DIN/PAN    | Designation      | Number of equity share(s) held | Date of cessation (after closure of financial year : If any) |
|-------------------|------------|------------------|--------------------------------|--|
| NAVNEET KAPOOR    | 00034357   | Director         | 10                             |  |
| PARESH CHANDRA P  | 02259057   | Director         | 0                              |  |
| GOPAL KRISHAN     | 06870129   | Director         | 0                              |  |
| ANURAG SRIVASTAVA | 06966202   | Director         | 0                              |  |
| JEEWAN BABOO      | APRPB4180J | Company Secretar | 0                              |  |

**(ii) Particulars of change in director(s) and Key managerial personnel during the year**

0

| Name | DIN/PAN | Designation at the beginning / during the financial year | Date of appointment/ change in designation/ cessation | Nature of change (Appointment/ Change in designation/ Cessation) |
|------|---------|--|---|--|
|      |         |  |   |  |

**IX. MEETINGS OF MEMBERS/CLASS OF MEMBERS/BOARD/COMMITTEES OF THE BOARD OF DIRECTORS****A. MEMBERS/CLASS /REQUISITIONED/NCLT/COURT CONVENED MEETINGS**

Number of meetings held

1

| Type of meeting | Date of meeting | Total Number of Members entitled to attend meeting | Attendance                 |                         |
|-----------------|-----------------|--|----------------------------|-------------------------|
|                 |                 |  | Number of members attended | % of total shareholding |
| AGM             | 30/09/2022      | 4  | 3                          | 99.94                   |

**B. BOARD MEETINGS**

\*Number of meetings held

5

| S. No. | Date of meeting | Total Number of directors associated as on the date of meeting | Attendance                   |                 |
|--------|-----------------|--|------------------------------|-----------------|
|        |                 |  | Number of directors attended | % of attendance |
| 1      | 25/04/2022      | 4  | 4                            | 100             |
| 2      | 06/06/2022      | 4  | 4                            | 100             |
| 3      | 08/09/2022      | 4  | 4                            | 100             |
| 4      | 06/12/2022      | 4  | 4                            | 100             |

| S. No. | Date of meeting | Total Number of directors associated as on the date of meeting | Attendance                   |                 |
|--------|-----------------|--|------------------------------|-----------------|
|        |                 |  | Number of directors attended | % of attendance |
| 5      | 02/03/2023      | 4  | 4                            | 100             |

### C. COMMITTEE MEETINGS

Number of meetings held

0

| S. No. | Type of meeting | Date of meeting | Total Number of Members as on the date of the meeting | Attendance                 |                 |
|--------|-----------------|-----------------|---|----------------------------|-----------------|
|        |                 |                 |   | Number of members attended | % of attendance |
| 1      |                 |                 |   |                            |                 |

### D. \*ATTENDANCE OF DIRECTORS

| S. No. | Name of the director | Board Meetings   |                             |                 | Committee Meetings                                       |                             |                 | Whether attended AGM held on |
|--------|----------------------|--|-----------------------------|-----------------|--|-----------------------------|-----------------|------------------------------|
|        |                      | Number of Meetings which director was entitled to attend | Number of Meetings attended | % of attendance | Number of Meetings which director was entitled to attend | Number of Meetings attended | % of attendance |                              |
|        |                      |  |                             |                 |  |                             |                 |                              |
| 1      | NAVNEET KA           | 5  | 5                           | 100             | 0  | 0                           | 0               | Yes                          |
| 2      | PARESH CHA           | 5  | 5                           | 100             | 0  | 0                           | 0               | Yes                          |
| 3      | GOPAL KRISH          | 5  | 5                           | 100             | 0  | 0                           | 0               | Yes                          |
| 4      | ANURAG SRI           | 5  | 5                           | 100             | 0  | 0                           | 0               | No                           |

### X. \*REMUNERATION OF DIRECTORS AND KEY MANAGERIAL PERSONNEL

Nil

Number of Managing Director, Whole-time Directors and/or Manager whose remuneration details to be entered

0

| S. No. | Name  | Designation | Gross Salary | Commission | Stock Option/<br>Sweat equity | Others | Total Amount |
|--------|-------|-------------|--------------|------------|-------------------------------|--------|--------------|
| 1      |       |             |              |            |                               |        | 0            |
|        | Total |             |              |            |                               |        |              |

Number of CEO, CFO and Company secretary whose remuneration details to be entered

1

| S. No. | Name         | Designation | Gross Salary | Commission | Stock Option/<br>Sweat equity | Others | Total Amount |
|--------|--------------|-------------|--------------|------------|-------------------------------|--------|--------------|
| 1      | Jeewan Baboo | CS          | 2,301,232    | 0          | 0                             | 0      | 2,301,232    |

| S. No. | Name  | Designation | Gross Salary | Commission | Stock Option/<br>Sweat equity | Others | Total<br>Amount |
|--------|-------|-------------|--------------|------------|-------------------------------|--------|-----------------|
|        | Total |             | 2,301,232    | 0          | 0                             | 0      | 2,301,232       |

Number of other directors whose remuneration details to be entered

0

| S. No. | Name  | Designation | Gross Salary | Commission | Stock Option/<br>Sweat equity | Others | Total<br>Amount |
|--------|-------|-------------|--------------|------------|-------------------------------|--------|-----------------|
| 1      |       |             |              |            |                               |        | 0               |
|        | Total |             |              |            |                               |        |                 |

#### XI. MATTERS RELATED TO CERTIFICATION OF COMPLIANCES AND DISCLOSURES

\* A. Whether the company has made compliances and disclosures in respect of applicable provisions of the Companies Act, 2013 during the year  Yes  No

B. If No, give reasons/observations

#### XII. PENALTY AND PUNISHMENT - DETAILS THEREOF

(A) DETAILS OF PENALTIES / PUNISHMENT IMPOSED ON COMPANY/DIRECTORS /OFFICERS  Nil

| Name of the company/ directors/ officers | Name of the court/ concerned Authority | Date of Order | Name of the Act and section under which penalised / punished | Details of penalty/ punishment | Details of appeal (if any) including present status |
|--|--|---------------|--|--------------------------------|---|
|  |  |               |  |                                |   |

(B) DETAILS OF COMPOUNDING OF OFFENCES  Nil

| Name of the company/ directors/ officers | Name of the court/ concerned Authority | Date of Order | Name of the Act and section under which offence committed | Particulars of offence | Amount of compounding (in Rupees) |
|--|--|---------------|---|------------------------|-----------------------------------|
|  |  |               |   |                        |                                   |

XIII. Whether complete list of shareholders, debenture holders has been enclosed as an attachment

Yes  No

#### XIV. COMPLIANCE OF SUB-SECTION (2) OF SECTION 92, IN CASE OF LISTED COMPANIES

In case of a listed company or a company having paid up share capital of Ten Crore rupees or more or turnover of Fifty Crore rupees or more, details of company secretary in whole time practice certifying the annual return in Form MGT-8.

Name

Sandeep Gupta

Whether associate or fellow

Associate  Fellow

Certificate of practice number

12465

**I/We certify that:**

- (a) The return states the facts, as they stood on the date of the closure of the financial year aforesaid correctly and adequately.
- (b) Unless otherwise expressly stated to the contrary elsewhere in this Return, the Company has complied with all the provisions of the Act during the financial year.
- (c) The company has not, since the date of the closure of the last financial year with reference to which the last return was submitted or in the case of a first return since the date of the incorporation of the company, issued any invitation to the public to subscribe for any securities of the company.
- (d) Where the annual return discloses the fact that the number of members, (except in case of a one person company), of the company exceeds two hundred, the excess consists wholly of persons who under second proviso to clause (ii) of sub-section (68) of section 2 of the Act are not to be included in reckoning the number of two hundred.

**Declaration**

I am Authorised by the Board of Directors of the company vide resolution no. ...  dated

(DD/MM/YYYY) to sign this form and declare that all the requirements of the Companies Act, 2013 and the rules made thereunder in respect of the subject matter of this form and matters incidental thereto have been complied with. I further declare that:

1. Whatever is stated in this form and in the attachments thereto is true, correct and complete and no information material to the subject matter of this form has been suppressed or concealed and is as per the original records maintained by the company.
2. All the required attachments have been completely and legibly attached to this form.

**Note: Attention is also drawn to the provisions of Section 447, section 448 and 449 of the Companies Act, 2013 which provide for punishment for fraud, punishment for false statement and punishment for false evidence respectively.**

**To be digitally signed by**

Director

NAVNEET  
KAPOOR  
Digitaly signed by  
NAVNEET KAPOOR  
Date: 2021.11.27  
11:29:37 +05:30

DIN of the director

00034357

**To be digitally signed by**

JEEWAN  
BABOO  
Digitaly signed by  
JEEWAN BABOO  
Date: 2021.11.27  
11:29:28 +05:30

- Company Secretary
- Company secretary in practice

Membership number

24865

Certificate of practice number

**Attachments**

1. List of share holders, debenture holders
2. Approval letter for extension of AGM;
3. Copy of MGT-8;
4. Optional Attachement(s), if any

**List of attachments**

|               |
|---------------|
| <b>Attach</b> |
| <b>Attach</b> |
| <b>Attach</b> |
| <b>Attach</b> |

|  |
|--|
| List of Shareholders - LCPL 2023.pdf<br>MGT-8 LCPL -2023.pdf |
|--|

**Remove attachment**

---

|        |            |             |        |
|--------|------------|-------------|--------|
| Modify | Check Form | Prescrutiny | Submit |
|--------|------------|-------------|--------|

---

**This eForm has been taken on file maintained by the Registrar of Companies through electronic mode and on the basis of statement of correctness given by the company**

**LIST OF SHAREHOLDERS AS ON 31/03/2023**

**A. Equity Shares**

| S. No | Name   | No. of shares @ Rs. 10/- | Value of shares (Rs.) | Type of shares |
|-------|--|--------------------------|-----------------------|----------------|
| 1     | Rakesh Malhotra<br>S/o Madan Lal Malhotra<br><br>India: D- 4/32, DLF, Phase - 1, Gurgaon Haryana – 122002, India<br><br>Other: 9 Rhu Cross, #11-10, Singapore – 437436 | 10                       | 100/-                 | Equity         |
| 2     | Navneet Kapoor<br>S/o Om Prakash Kapoor<br><br>1602/B1, The World SPA West, Sector 30/41, Gurgaon, Haryana   | 10                       | 100/-                 | Equity         |
| 3     | Navneet Kapoor, Rajiv Kumar Nayar, Rashmi Nayar (As Trustees of Navodhyam Trust)<br><br>WZ- 106/101, Rajourin garden Extension. New Delhi- 110027                      | 9980                     | 99,800/-              | Equity         |
| 4     | Livguard Holdings Pte. Ltd.<br><br>8 Cross Street, #24-03/04, Manulife Tower, Singapore - 048424   | 9,608                    | 96,080/-              | Equity         |
|       | <b>Total Shares</b>  | <b>19,608</b>            | <b>1,96,080/-</b>     |                |

**B. Optionally Convertible Preference Shares**

| S. No | Name   | No. of shares @ Rs. 10/- | Value of shares (Rs.)  | Type of shares                                  |
|-------|--|--------------------------|------------------------|---|
| 1     | Ncubate India Services Private Limited<br><br>WZ-106/101, Rajouri Garden Extension, New Delhi 110027 | 2,98,50,000              | 29,85,00,000 /-        | Optionally Convertible Preference Shares (OCPS) |
|       | <b>Total Shares</b>  | <b>2,98,50,000</b>       | <b>29,85,00,000 /-</b> |   |

Livgreen Cleantech Private Limited

(Formerly known as Navitas Solar Power Private Limited)

Plot No. 221, Udyog Vihar, Phase - I , Gurgaon-122016 (INDIA)

Ph.: +91 124 4987 400 Fax: + 91 124 4987 499 CIN: U74900DL2012PTC229974

Registered Office: WZ 106/101, Rajouri Garden Extension, New Delhi - 110027 (INDIA).

Website: [www.livgreenbioenergy.com](http://www.livgreenbioenergy.com)

Email : [legal@sar-group.com](mailto:legal@sar-group.com)

### C. Redeemable Preference Shares

| S. No | Name  | No. of shares @ Rs. 10/- | Value of shares (Rs.) | Type of shares                     |
|-------|---|--------------------------|-----------------------|------------------------------------|
| 1     | Navodhyam Holdings LLP<br>WZ-106/101, Rajouri Garden<br>Extension, New Delhi 110027 | 36,05,000                | 3,60,50,000/-         | Redeemable Preference Shares (RPS) |
|       | <b>Total Shares</b>   | <b>36,05,000</b>         | <b>3,60,50,000/-</b>  |                                    |


FOR LIVGREEN CLEANTECH PRIVATE LIMITED



**Gopal Krishan**  
(Director)

**DIN: 06870129**

**Address:** M-2/12, Ground Floor Dlf-2,  
Sikanderpur Ghosi (68),  
Dlf Qe, Gurgaon, Haryana,  
India 122002



**Paresh Chandra Pradhan**  
(Director)

**DIN: 02259057**

**Address:** Flat No. - 612, Royal Residency,  
Plot No. 5, Dwarka, Sector-9, NA  
110077, Delhi, India





# S GUPTA & COMPANY

Company Secretaries

## Form No. MGT-8

[Pursuant to section 92(2) of the Companies Act, 2013 and rule 11(2) of Companies (Management and Administration) Rules, 2014]

### CERTIFICATE BY A COMPANY SECRETARY IN PRACTICE

I have examined the registers, records and books and papers of **LIVGREEN CLEANTECH PRIVATE LIMITED** (the Company) as required to be maintained under the Companies Act, 2013 (the Act) and the rules made thereunder for the financial year ended 31<sup>st</sup> March 2023. In my opinion and to the best of my information and according to the examinations carried out by me and explanations furnished to me by the company, its officers and agents, I certify that:


- A. The Annual Return states the facts as at the close of the aforesaid Financial Year correctly and adequately.
- B. During the aforesaid Financial Year the Company has complied with provisions of the Act & Rules made there under in respect of:
1. Its status under the Act;
  2. Maintenance of registers/records & making entries therein within the time prescribed therefore;
  3. The Company has filed all forms and returns as stated in the annual return, with the Registrar of Companies, Regional Director, Central Government, the Tribunal, Court or other authorities within/beyond the prescribed time under the act and the rules made there under, during the financial year ending as on 31.3.2023.
  4. Calling/convening/holding meetings of Board of Directors or its committees, if any, and the meetings of the members of the Company on due dates as stated in the annual return in respect of which meetings, proper notices were given and the proceedings including the circular resolutions and resolutions passed by postal ballot, if any, have been properly recorded in the Minute Book/Registers maintained for the purpose and the same have been signed;
  5. Closure of Register of Members/Security holders, as the case may be during the financial year ended on 31.3.2023; (Not Applicable)
  6. Advances/loans to its directors and/or persons or firms or companies referred in section 185 of the Act, wherever applicable;
  7. Contracts/arrangements with related parties as specified in section 188 of the Act;

Complied the Provision of Section 188 of the Companies Act, 2013 has been complied.

Regd. Office: House No. 604, Nawada Bazar, Najafgarh, New Delhi – 110043

M: 8802282073,

E-mail: sjcorporateconsultant@gmail.com





# S GUPTA & COMPANY

## Company Secretaries

8. Issue or allotment or transfer or transmission or buy back of securities/redemption of preference shares or debentures/ alteration or reduction of share capital/conversion of shares/securities and issue of security certificates in all instances; Not Applicable.
9. Keeping in abeyance the rights to dividend, rights shares and bonus shares pending registration of transfer of shares in compliance with the provisions of the act

There was no transaction necessitating the Company to keep in abeyance the rights to dividend, rights shares and bonus shares pending registration of transfer of shares in compliance with the provisions of the Act

10. Declaration/ payment of dividend; transfer of unpaid/ unclaimed dividend/other amounts as applicable to the Investor Education and Protection Fund in accordance with section 125 of the Act;

During the year under review, no dividend was declared and there was no amount which is due to be transferred as unclaimed dividend to Investor Education and Protection Fund.

11. Signing of audited financial statement as per the provisions of section 134 of the Act and report of directors is as per sub - sections (3), (4) and (5) thereof;
12. Constitution / appointment / re-appointment / retirement / filling up casual vacancies/disclosures of the Directors, Key Managerial Personnel and the remuneration paid to them;
13. Appointment/ reappointment/ filling up casual vacancies of auditors as per the provisions of section 139 of the Act; Not applicable
14. Approvals required to be taken from the Central Government, Tribunal, Regional Director, Registrar, Court or such other authorities under the various provisions of the Act;
15. Acceptance/renewal/repayment of deposits;

The Company has not invited/ accepted/ renewed/ made repayment of any deposits during the period under review.

16. Borrowings from its directors, members, public financial institutions, banks and others and creation/modification/satisfaction of charges in that respect, wherever applicable;


The borrowings of the Company during the financial year under review are as per the compliance of Companies Act, 2013 and Necessary charge has been filed with ROC, if required.

17. Loans and investments or guarantees given or providing of securities to other bodies corporate or persons falling under the provisions of section 186 of the Act ;

Regd. Office: House No. 604, Nawada Bazar, Najafgarh, New Delhi – 110043

M: 8802282073,

E-mail: sjcorporateconsultant@gmail.com







# S GUPTA & COMPANY

Company Secretaries

18. Alteration of the provisions of the Memorandum and/or Articles of Association of the Company; Not Applicable

For S GUPTA & COMPANY  
Company Secretaries

  
Sandeep Gupta  
C. P. No. 12465  
ACS: 23477



Place: New Delhi  
Date: 18/11/2023  
UDIN: A023477E001962084

Regd. Office: House No. 604, Nawada Bazar, Najafgarh, New Delhi – 110043

M: 8802282073,

E-mail: sjcorporateconsultant@gmail.com